

19mm metal push button switch

Part Number

19													-	□	□	□	□	□	□	□	□	□	□
Company code	Mounting Hole Size	Series	Actuator type	Contact Combination	Operation type	Connection type	LED type	LED color	LED Voltage	Button color	Housing color	Shell Material											
WD	φ19mm	A	F Flat	10 1NO	M Momentary	Q Solder Terminal (Quick-connect)	N No LED	N No LED	N No LED	N Natural	N Natural	S Stainless Steel											
		B	H High flush (Raised)	11 1NO1NC 22 2NO2NC	L Self-locking (Latched)	S Screw Terminal	D Dot	R Red O Orange	1 2V 2 3V	R Red O Orange	R Red O Orange	B Brass Nickered A Zn-Al Alloy Anodized											
		C	B (Ball Dome)				R Ring	Y Yellow G Green	3 6V 4 12V	Y Yellow G Green	Y Yellow G Green	P PBT G Gold-plated											
		D	K Knob				M Dot and Ring	B Blue W White	5 24V 6 36V	B Blue W White	B Blue W White												
		L Key lock					S Symbol (Power Symbol Other Symbol) X Ring and Symbol	D Bicolor T Tricolor	7 48V 8 110V 9 220V	L Black L Black	L Black L Black												
								Note: Can be customized.	Note: Can be customized.														

Remark: Please choose the suitable code according to the information above.

Switch Structure

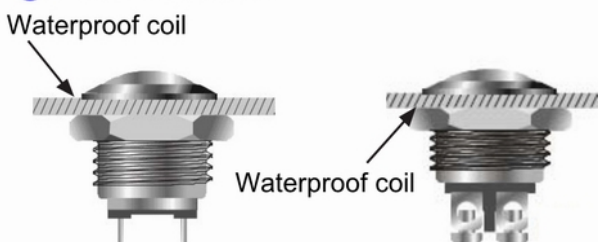
Type	Symbol	Diagram	Explanation
NO.1			Switch with two terminal breakpoints slow moving contact Individual products can be customized normally closed switch, refer to product description.
NO.2			

LED Specification

Lamp Type	LED (AC/DC)	<p>Lamp Circuit Diagram</p> <p>LED can be used in AC and DC, with a resistor for different voltage protection.</p>
Rated Voltage	2V/3V/6V/12V/24V/36V/48V/110V/220V or customized	
Rated Current	About 15mA	
Color	R O Y G B W or customized.	
Life	40000 Hours	

Remark: LED can be customized to meet special requirement.

Panel Installation



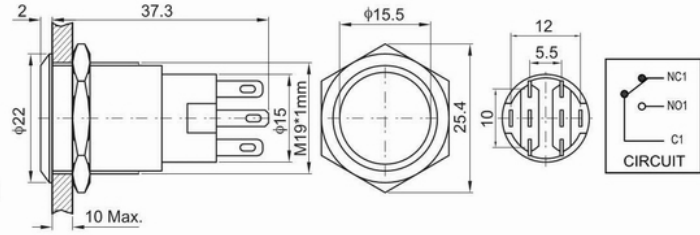
Related Certification



19-B-F22-LQ-N-N-N-N-N-S



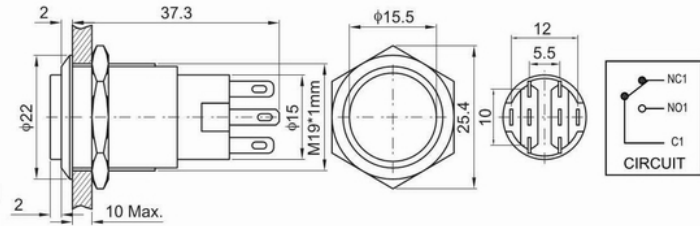
Mounting Hole Size: $\Phi 19\text{mm}$
 Rating: 5A250VAC
 Contact combination: 1NO1NC/2NO2NC
 Operation type: Momentary / Latched
 Actuator type: Flat
 Shell Material: Brass nickeled/Stainless steel
 Protection Level: IP65/IP67



19-B-H22-LQ-N-N-N-N-N-S







Mounting Hole Size: $\Phi 19\text{mm}$
 Rating: 5A250VAC
 Contact combination: 1NO1NC/2NO2NC
 Operation type: Momentary / Latched
 Actuator type: High flush(Raised)
 Shell Material: Brass nickeled/Stainless steel
 Protection Level: IP65/IP67



Product Standards		19-B-F22-LQ-N-N-N-N-N-S	19-B-H22-LQ-N-N-N-N-N-S
Terminal Type		Solder Terminal (2.8 x 0.5)	Solder Terminal (2.8 x 0.5)
Contact combination		1NO1NC/2NO2NC	1NO1NC/2NO2NC
Rating		5A250VAC	5A250VAC
Contact Resistance		$\leq 50\text{m}\Omega$	$\leq 50\text{m}\Omega$
Insulation Resistance		$\geq 1000\text{M}\Omega$	$\geq 1000\text{M}\Omega$
Dielectric Strength		2000VAC	2000VAC
Environment Temperature		-20°C~+55°C	-20°C~+55°C
Mechanical Life		>1,000,000 times	>1,000,000 times
Electrical Life		>50,000 times	>50,000 times
Panel Thickness		1~10mm	1~10mm
Nut Torque		5~14Nm	5~14Nm
Operation Force		About 4N	About 4N
Operation Travel		About 3.0mm	About 3.0mm
Protection Level		IP65/IP67	IP65/IP67
Material	Contact	Silver alloy	Silver alloy
	Button	Brass nickeled Stainless steel	Brass nickeled Stainless steel
	Body	Brass nickeled Stainless steel	Brass nickeled Stainless steel
	Base	PBT	PBT

Symbol List

Special symbols	 <p>1 2 3 4 5 6 7</p>
Letter symbol	 <p>8 9 10 11 12 13 14 15 16 17</p> <p>18 19 20 21 22 23 24 25 26 27</p> <p>28 29 30 31 32 33 34 35 36 37</p>
Numbers and symbols	 <p>38 39 40 41 42 43 44 45 46 47</p> <p>48 49 50 51 52 53 54 55 56 57</p>
Other symbols	 <p>58 59 60 61 62 63 64 65 66 67</p>

Noted: The Symbols above need to be customized.